

DEEP BLUE 4.0 Pro

Mono

610W n-type Bifacial Double Glass
High Efficiency Mono Module
JAM66D45 585-610/LB Series

Introduction

Power by the latest SMBB n-type solar cell, half-cell configuration, these modules have higher output power, lower LID, better weak illumination response, and better temperature coefficient.



Higher power generation
better LCOE



n-type with very Lower LID



Better weak illumination response



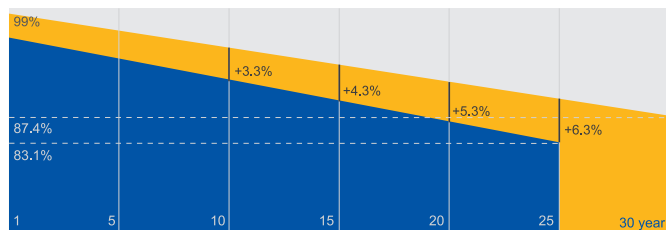
Better Temperature Coefficient

Superior Warranty

- 12-year product warranty
- 30-year linear power output warranty

1% 1st-year Degradation

0.4% Annual Degradation
Over 30 years



■ n-type Bifacial Double Glass Module Linear Performance Warranty

■ Standard Module Linear Performance Warranty

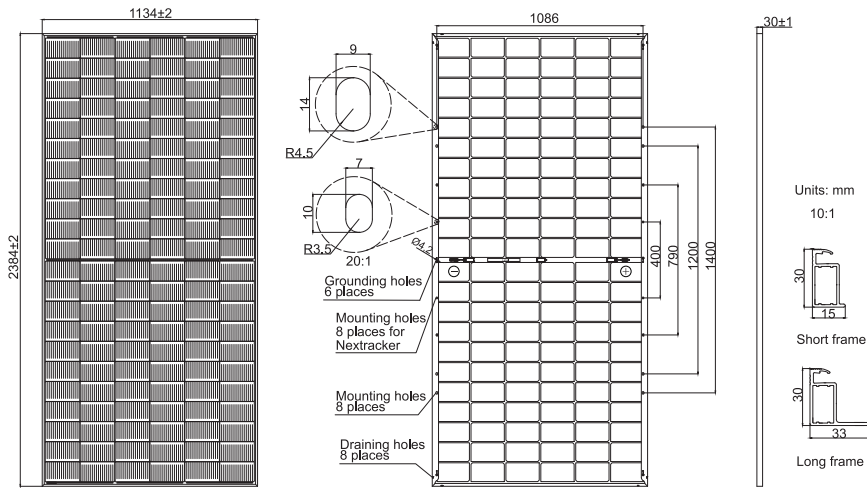
Comprehensive Certificates

- IEC 61215, IEC 61730
- ISO 9001: 2015 Quality management systems
- ISO 14001: 2015 Environmental management systems
- ISO 45001: 2018 Occupational health and safety management systems
- IEC 62941: 2019 Terrestrial photovoltaic (PV) modules - Quality system for PV module manufacturing



MECHANICAL DIAGRAMS

SPECIFICATIONS



Remark: customized frame color and cable length available upon request

Cell	Mono-16BB
Weight	33.7kg
Dimensions	2384±2mm×1134±2mm×30±1mm
Cable Cross Section Size	4mm ² (IEC), 12 AWG(UL)
No. of cells	132(6×22)
Junction Box	IP68, 3 diodes
Connector	QC 4.10-351/ MC4-EVO2A
Cable Length (Including Connector)	Portrait: 200mm(+)/300mm(-); 800mm(+)/800mm(-)(Leapfrog) Landscape: 1500mm(+)/1500mm(-)
Front Glass/Back Glass	2.0mm/2.0mm
Packaging Configuration	36pcs/Pallet, 720pcs/40HQ Container

ELECTRICAL PARAMETERS AT STC

TYPE	JAM66D45 -585/LB	JAM66D45 -590/LB	JAM66D45 -595/LB	JAM66D45 -600/LB	JAM66D45 -605/LB	JAM66D45 -610/LB
Rated Maximum Power(Pmax) [W]	585	590	595	600	605	610
Open Circuit Voltage(Voc) [V]	46.49	46.67	46.85	47.02	47.16	47.33
Maximum Power Voltage(Vmp) [V]	38.91	39.09	39.27	39.44	39.60	39.77
Short Circuit Current(Isc) [A]	15.81	15.87	15.93	15.99	16.06	16.12
Maximum Power Current(Imp) [A]	15.04	15.09	15.15	15.21	15.28	15.34
Module Efficiency [%]	21.6	21.8	22.0	22.2	22.4	22.6
Power Tolerance	0~+5W					
Temperature Coefficient of Isc(α _{Isc})	+0.046%/°C					
Temperature Coefficient of Voc(β _{Voc})	-0.260%/°C					
Temperature Coefficient of Pmax(γ _{Pmp})	-0.300%/°C					
STC	Irradiance 1000W/m ² , cell temperature 25°C, AM1.5G					

Remark: Electrical data in this catalog do not refer to a single module and they are not part of the offer.They only serve for comparison among different module types.

ELECTRICAL CHARACTERISTICS WITH 10% SOLAR IRRADIATION RATIO

OPERATING CONDITIONS

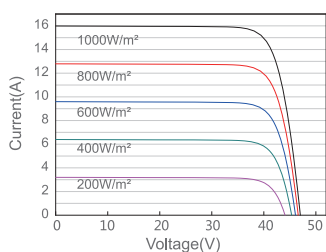
TYPE	JAM66D45 -585/LB	JAM66D45 -590/LB	JAM66D45 -595/LB	JAM66D45 -600/LB	JAM66D45 -605/LB	JAM66D45 -610/LB	Maximum System Voltage	1500V DC
Rated Max Power(Pmax) [W]	632	637	643	648	653	659	Operating Temperature	-40°C~+85°C
Open Circuit Voltage(Voc) [V]	46.49	46.67	46.85	47.02	47.16	47.33	Maximum Series Fuse Rating	35A
Max Power Voltage(Vmp) [V]	38.91	39.09	39.27	39.44	39.60	39.77	Maximum Static Load,Front*	5400Pa(112 lb/ft ²)
Short Circuit Current(Isc) [A]	17.07	17.14	17.20	17.27	17.34	17.41	Maximum Static Load,Back*	2400Pa(50 lb/ft ²)
Max Power Current(Imp) [A]	16.24	16.30	16.36	16.43	16.50	16.56	NOCT	45±2°C
Irradiation Ratio (rear/front)	10%						Bifaciality**	80%±10%
							Fire Performance	UL Type 29

*For Nexttracker installations, maximum static load please take compatibility approve letter between JA Solar and Nexttracker for reference.

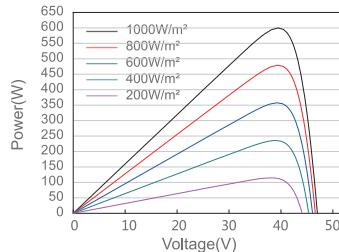
**Bifaciality=Pmax,rear/Rated Pmax,front

CHARACTERISTICS

Current-Voltage Curve JAM66D45-600/LB



Power-Voltage Curve JAM66D45-600/LB



Current-Voltage Curve JAM66D45-600/LB

